

RRB-JE

2024

Railway Recruitment Board
Junior Engineer Examination

Mechanical Engineering

Engineering Mechanics

Well Illustrated **Theory** *with*
Solved Examples and **Practice Questions**



Note: This book contains copyright subject matter to MADE EASY Publications, New Delhi. No part of this book may be reproduced, stored in a retrieval system or transmitted in any form or by any means. Violators are liable to be legally prosecuted.

Engineering Mechanics

Contents

UNIT	TOPIC	PAGE NO.
1.	Composition, Resolution and Equilibrium of Forces -----	1-11
2.	Friction -----	12-20
3.	Laws of Motion -----	21-28
4.	Work and Energy -----	29-36
5.	Center of Gravity and Moment of Inertia -----	37-46
6.	Impulse and Momentum -----	47-53

○○○○

Composition, Resolution and Equilibrium of Forces

1.1 Force

Force is the action of one body on another. It may be defined as an action which changes or tends to change the state of rest or of uniform motion of body. For representing the force acting on the body, the magnitude of the force, its point of action and direction of its action should be known. There are different types of forces such as gravitational, frictional, magnetic, inertia or those caused by mass and acceleration.

According to Newton's second law of motion, we can write force as

$$F = ma = \text{mass} \times \frac{\text{length}}{\text{time}^2}$$

One Newton force is defined as that which gives an acceleration of 1 m/s^2 to a body of mass of 1 kg in the direction of force.

Thus,

$$1 \text{ N} = 1 \text{ kg} \times 1 \text{ m/s}^2 = 1 \text{ kg-m/s}^2$$

The action of one body and another, which changes or tends to change the state of rest or of uniform motion of body is called as force.

The three requisites for representing the force acting on the body are:

- Magnitude of force
- Its point of action, and
- Direction of its action

1.2 Effects of a Force

A force may produce the following effects in a body, on which it acts:

1. It may change the motion of a body i.e. if a body is at rest, the force may set it in motion. And if the body is already in motion, the force may accelerate or retard it.
2. It may retard the forces, already acting on a body, thus bringing it to rest or in equilibrium.
3. It may give rise to the internal stresses in the body, on which it acts.

1.3 Characteristics of a Force

To know the effect of force on a body, the following elements of force should be known.

1. Magnitude (i.e. 2 N , 5 kN , 10 kN etc.)
2. Direction or line of action.
3. Sense or nature (push or pull).
4. Point of application.

1.4 Force Systems

A force system is collection of forces acting on a body in one or more planes. According to the relative position of the lines of action of the forces, the forces may be classified as follows:

1. **Collinear:** The forces whose lines of action lie on the same line are known as collinear forces.
2. **Concurrent:** The forces, which meet at one point, are known as concurrent forces. Concurrent forces may or may not be collinear.
3. **Coplanar:** The forces whose line of action lie on the same plane are known as coplanar forces.
4. **Coplanar concurrent:** The forces, which meet at one point and their line of action lie on the same plane, are known as coplanar concurrent forces.
5. **Non-coplanar concurrent:** The forces, which meet at one point but their lines of action do not lie on the same plane, are known as coplanar non-concurrent forces.
6. **Coplanar non-concurrent:** The forces, which do not meet at one point but their line of action lie on the same plane, are known as coplanar non-concurrent forces.
7. **Non-coplanar non-concurrent:** The forces, which do not meet at one point and their line of action do not lie on the same plane, are known as non-coplanar non-concurrent forces.

1.5 Resultant Force

A single force which produces same effect on the body as the system of forces is called as resultant force.

1.6 Parallelogram Law of Forces

This law is used for finding the resultant of two forces acting at a point.

If two forces F_1 and F_2 are acting at a point and are represented in magnitude and direction by two sides of a parallelogram, then their resultant is represented by the diagonal of the parallelogram both in magnitude and direction.

Consider a parallelogram $OACB$ as shown in figure 1.1 where sides OA and OB represent the forces F_1 and F_2 acting at a point O . According to the parallelogram law of forces, the resultant R is represented by a diagonal OC . Let θ be the angle between the forces F_1 and F_2 and α be the angle made by R with force F_1 .

From the figure 1.1 we can write

$$\begin{aligned} BC &= OA = F_1 \\ AC &= OB = F_2 \\ \angle BOA &= \theta = \angle CAD \end{aligned}$$

and $\triangle ODC$ and $\triangle ADC$ are right angle triangles.

From triangle ADC , we can write

$$\begin{aligned} AD &= AC \cos \theta = F_2 \cos \theta \\ CD &= AC \sin \theta = F_2 \sin \theta \end{aligned}$$

From triangle ODC , we can write

$$\begin{aligned} OC^2 &= OD^2 + CD^2 = (OA + AD)^2 + CD^2 \\ R^2 &= (F_1 + F_2 \cos \theta)^2 + (F_2 \sin \theta)^2 \\ &= F_1^2 + 2F_1F_2 \cos \theta + F_2^2 \cos^2 \theta + F_2^2 \sin^2 \theta \\ &= F_1^2 + 2F_1F_2 \cos \theta + F_2^2 (\cos^2 \theta + \sin^2 \theta) \\ &= F_1^2 + 2F_1F_2 \cos \theta + F_2^2 \\ R &= \sqrt{F_1^2 + 2F_1F_2 \cos \theta + F_2^2} \quad \dots (i) \end{aligned}$$

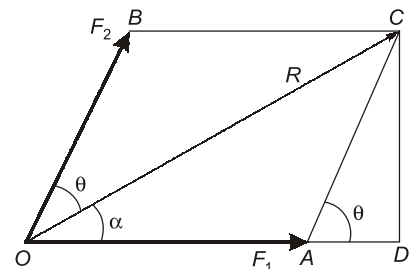


Figure 1.1

From triangle ODC ,

$$\tan\alpha = \frac{CD}{OD} = \frac{CD}{OA + AD} = \frac{F_2 \sin\theta}{F_1 + F_2 \cos\theta} \quad \dots (ii)$$

Thus

$$R = \sqrt{F_1^2 + 2F_1F_2 \cos\theta + F_2^2}$$

and

$$\tan\alpha = \frac{F_2 \sin\theta}{F_1 + F_2 \cos\theta}$$

1.7 Triangle Law of Forces

This law states that:

If two forces acting simultaneously on a body are represented in magnitude and direction by two sides of a triangle taken in order then their third side will represent the resultant of two forces in the direction and magnitude taken in opposite order.

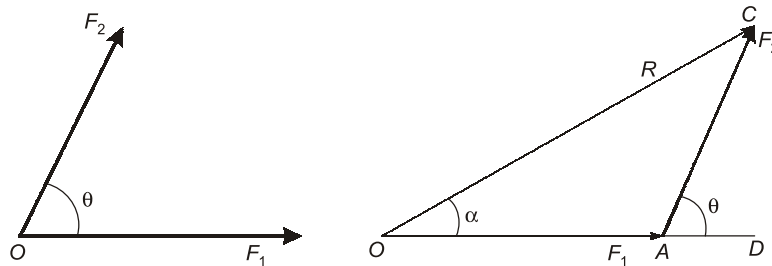


Figure. 1.2

If three forces are acting on a body and they are represented by three sides of the triangle in magnitude and direction, then the body will be in equilibrium condition.

1.8 Polygon Law of Forces

When two more forces are acting on the body, the triangle law can be extended to polygon law.

If a number coplanar concurrent forces acting simultaneously on a body are represented in magnitude and direction by the sides of a polygon, taken in order, then their resultant can be represented by closing side of the polygon in magnitude and direction in the opposite order.

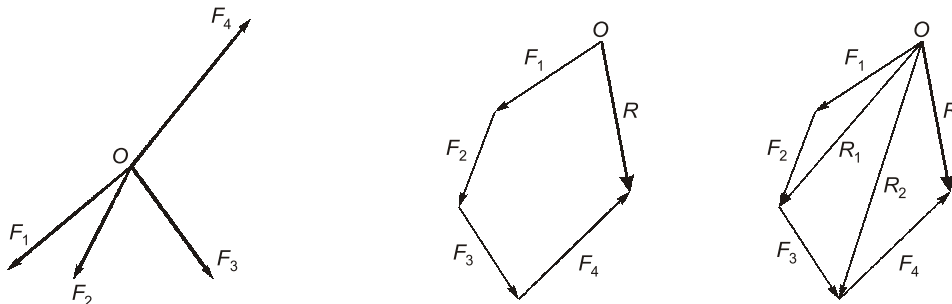


Figure. 1.3

Consider the forces F_1 , F_2 and F_3 acting at a point O as shown in figure 1.3. As per the polygon law of forces the resultant force R is as shown in figure 1.3. According to parallelogram law, then the resultant of F_1 and F_2 is represented by R_1 and resultant of R_1 and F_3 is represented by R_2 . The resultant R is the resultant of F_4 and R_2 . This procedure can be extended to any number of forces acting at a point in a plane.

1.9 Composition of Forces

Conversion of system of forces into an equivalent single force system is known as the composition of forces. The effect of single equivalent force will be same as the effect produced by number of forces action on a body.

Let the forces F_1, F_2, F_3, F_4 are acting on a body in a plane making angle $\alpha_1, \alpha_2, \alpha_3$ and α_4 with x -axis as shown in figure 1.4. Let R be the resultant force of all the forces acting at the point making an angle θ with horizontal as shown in figure. Resolving the forces along x -axis and y -axis, we get

$$\Sigma F_x = F_1 \cos \alpha_1 - F_2 \cos \alpha_2 - F_3 \cos \alpha_3 + F_4 \cos \alpha_4$$

$$\Sigma F_y = F_1 \sin \alpha_1 + F_2 \sin \alpha_2 - F_3 \sin \alpha_3 - F_4 \sin \alpha_4$$

Component of R along x -axis = $R \cos \theta$

Component of R along y -axis = $R \sin \theta$

$$R \cos \theta = \Sigma F_x$$

and

$$R \sin \theta = \Sigma F_y$$

$$R^2 (\sin^2 \theta + \cos^2 \theta) = (\Sigma F_x)^2 + (\Sigma F_y)^2$$

$$R = \sqrt{(\Sigma F_x)^2 + (\Sigma F_y)^2}$$

and

$$\tan \theta = \frac{\Sigma F_y}{\Sigma F_x}$$

A body which is under co-planar system of concurrent forces is in equilibrium if $R = 0$ or

$$\Sigma F_x = 0 \quad \text{and} \quad \Sigma F_y = 0$$

1.10 Resolution of Forces

Replacing force F by two forces along x and y axis acting on the same body is called resolution of forces. Resolution is the reverse process of composition.

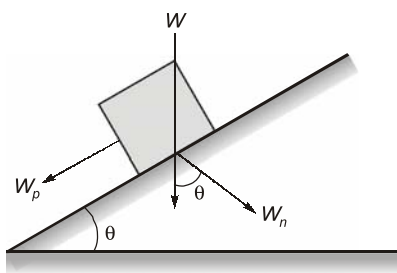


Figure 1.7

Case I: A force F acting at a point 'O' making angle θ with horizontal as shown in figure 1.6. Then its components along x and y axis are given by

$$F_x = F \cos \theta \quad \text{and} \quad F_y = F \sin \theta$$

Case II: The resolution of force W when the body is on an inclined plane. The components of the body force W are given by

$$W_n = W \cos \theta \quad \text{and} \quad W_p = W \sin \theta$$

where W_n is normal component to inclined plane and W_p is parallel component to inclined plane.

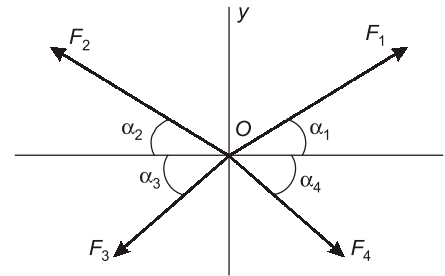


Figure 1.4

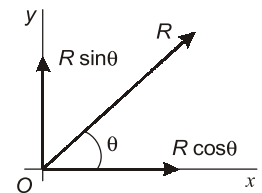


Figure 1.5

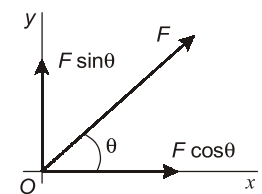


Figure 1.6

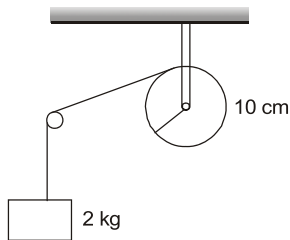
1.11 Equilibrium of Forces

If a body is moving at a constant velocity or the body is at rest then the body is said to be in equilibrium in a state. If a number of forces are acting on the body and its resultant comes out to be zero, then the body is said to be in equilibrium. Such a set of forces, whose resultant is zero, are called equilibrium forces.



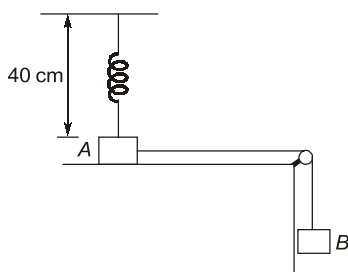
STUDENT'S ASSIGNMENT

Q.1 A string is wrapped on a wheel of moment of inertia 0.2 kg/m^2 and radius 10 cm and goes through a light pulley to support a block of mass 2.0 kg as shown in figure. The acceleration of block is



- (a) 0.79 m/s^2 (b) 0.89 m/s^2
(c) 0.99 m/s^2 (d) 1.99 m/s^2

Q.2 Figure shows two blocks *A* and *B*, each having a mass of 320 g connected by a light string passing over a smooth light pulley. The horizontal surface on which block *A* slides is smooth. The block *A* is attached to a spring of spring constant 40 N/m . Initially spring is vertical and unstretched. The extension in the spring at the instant when block *A* breaks off is (Take $g = 10 \text{ m/s}^2$)



- (a) 2 cm (b) 6 cm
(c) 8 cm (d) 10 cm

HINTS & SOLUTIONS // STUDENT'S ASSIGNMENT

1. (b)

$$I = 0.2 \text{ kgm}^2$$

$$r = 0.1$$

$$m = 2 \text{ kg}$$

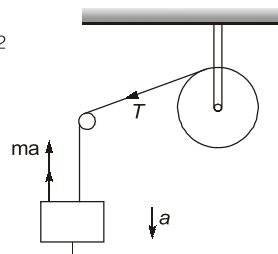
$$\therefore mg - T = ma$$

Now $T = \frac{Ia}{r^2}$

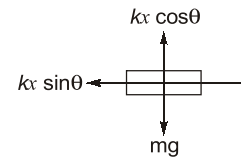
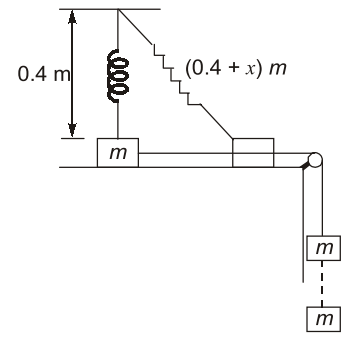
$$\Rightarrow mg = \left(m + \frac{I}{r^2}\right)a$$

$$\Rightarrow 2 \times 9.81 = \left(2 + \frac{0.2}{0.01}\right)a$$

$$\Rightarrow a = 0.89 \text{ m/s}^2$$



2. (d)



Given: $m = 0.32 \text{ kg}$, $k = 40 \text{ N/m}$, $h = 0.4 \text{ m}$, $g = 10 \text{ m/s}^2$

From FBD, $kx \cos \theta = mg$

$$\Rightarrow \cos \theta = \frac{mg}{kx}$$

$$\Rightarrow \frac{0.4}{0.4 + x} = \frac{mg}{kx}$$

$$\Rightarrow \frac{0.4}{0.4 + x} = \frac{0.32 \times 10}{40x}$$

On solving $x = 0.1 \text{ m} = 10 \text{ cm}$

ANSWER KEY // STUDENT'S ASSIGNMENT

1. (b) 2. (d)

